




Guiding youth through a
smooth scouting transition

2025 Arrow of Light to Scout Crossover Plan



Purpose & Overview

Understanding the Arrow of Light Transition



Significance of Arrow of Light

Arrow of Light is the highest Cub Scout rank and acts as a bridge to Scouts BSA, marking a key milestone.

Collaboration Among Leaders

Smooth transition requires early planning and cooperation among Cub Scout pack leaders, den leaders, and troop leaders.


Crossover Ceremony Importance

The ceremony celebrates achievements, symbolizes advancement, and builds relationships between packs and troops.

Fostering Familiarity and Comfort

Ensuring Arrow of Light Scouts feel welcomed by troop members and leaders is key for a positive transition.





Pack Responsibilities

Key Actions for Packs



Establish Collaboration

Cubmasters and den leaders should build strong relationships with local troop leaders to support Scout transition.

Work with Troop Leaders

Ensure visits to troops help Scouts complete Bobcat Adventure and become familiar with troop activities.

Secure Den Chiefs with focus on AOL

Invite Scoutmaster and youth leaders to special pack activities


Crossover Ceremony Planning

Planning meaningful crossover ceremonies ensures Scouts are welcomed by troop leaders and families feel comfortable.

Forming New Troops

If no local troop exists, pack leaders should consider forming one starting with the Arrow of Light den.





Troop Responsibilities

Key Actions for Troops



Supporting the Crossover Process

Troops should actively support crossover by planning visits early and helping Scouts feel welcome and connected.

Training and Preparation

Selecting and training den chiefs strengthens connections and prepares Scouts for troop life and Arrow of Light adventures.

Parent Engagement

Parent orientations explain program differences and future involvement, fostering understanding and support.

Crossover Ceremony Collaboration

Planning crossover ceremonies with pack leaders ensures a smooth, meaningful, and celebratory transition for Scouts.

Camping and Planning

Plan campouts with AOL dens


Provide upcoming schedule of events



Suggested Crossover Calendar



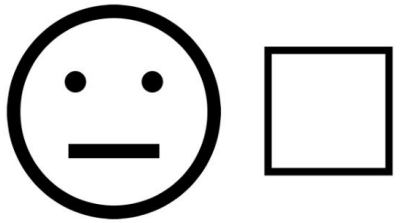
Month-by-Month Plan

MONTH	KEY ACTIONS	RESPONSIBLE PARTIES
August	Gather Scout info, plan campout, schedule troop visit, select den chiefs	TNMC, OALDL, CM, SM, PLC, WDL, SPL
September	Send intro letter, add Scouts to newsletter, continue campout planning	TNMC, SM, PLC, CM, AOLDL
October	Conduct joint camping trip	SM, TNMC, SPL, CM, AOLDL
November	Assist with Adventures, den chief training	SM, TNMC, SPL
December	Confirm ceremony details, inform parents about summer camp	SM, TNMC, SPL, CM, AOLDL
January	Finalize crossover plans	SM, SPL, CM, AOLDL
February	Hold ceremony, integrate new Scouts, recruit parents	SM, CM, SPL, TNMC, TCC
March-July	Troop activities, summer camp orientation, rank advancement	SM, TNMC, TG, PLC, SPL



Next Steps

Actionable Recommendations



Detailed Planning and Assignment

Create a checklist and clearly assign responsibilities based on the suggested calendar for effective implementation.

Effective Communication

Send timely updates to parents and leaders to ensure everyone stays informed throughout the process.

Joint Activities for Bonding

Host activities beyond ceremonies to strengthen relationships between packs and troops.

Preparation and Evaluation

Prepare families early for summer camp and evaluate the process to improve future transitions.

