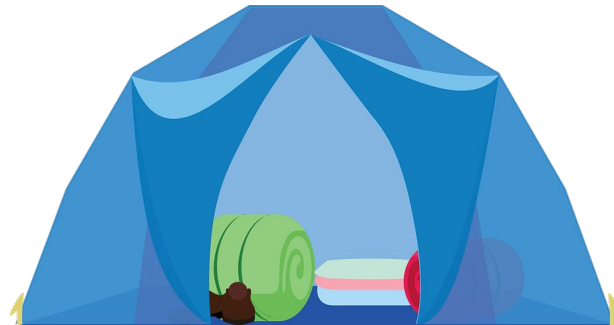




# Camping - planning your next outing or planning your next year





# To have a complete program, you have to put the “outing” in “Scouting”!

**In the next few minutes, we’ll discuss:**

- Ideas on where you can go camping.
- What equipment you’ll need.
- Activities you can do, in conjunction with camping.
- Your ideas





# On The Loose

## Heart of America Council Camping and High Adventure Guidebook

<https://www.hoac-bsa.org/Data/Sites/1/media/order-of-the-arrow/oa-documents/on-the-loose/On-the-Loose-full.pdf>

This guidebook contains sections on:

1. Camps
2. Rivers
3. Caves
4. Trails
5. High Adventure






## Additional ideas for camping

On The Loose is a great resource, but it is not all-encompassing.

You may also want to consider:

- Kelsey Short
- Earnest Shepherd
- Crow's Creek
- Lake Doniphan
- Wilderness Camp & Retreat Center
- Private property – Scouters and family
- Your ideas?





## Additional ideas for rivers


While On The Loose has a lot of great ideas for rivers to canoe, kayak or float, an additional resource is the website for Missouri Canoe and Floaters Association.  
<https://missouricanoe.org/river-maps/>

Where else have you and/or your unit been?

**Not mentioned in the Caves section is:**

Mark Twain Cave in Hannibal, MO – if you don't mind the drive.

You can camp at Mark Twain State Park, not far from there.







# Personal Equipment

- Clothing, outerwear and footwear (seasonal)
- Extra socks and base layer
- Extra boots / shoes
- Sleeping bag, sleeping pad and pillow
- Mess kit, cup and water bottle
- Flashlight
- Knife or multi-purpose tool
- Insect repellent and sunblock (in season)
- Scout manual
- Backpack





# What else?

