

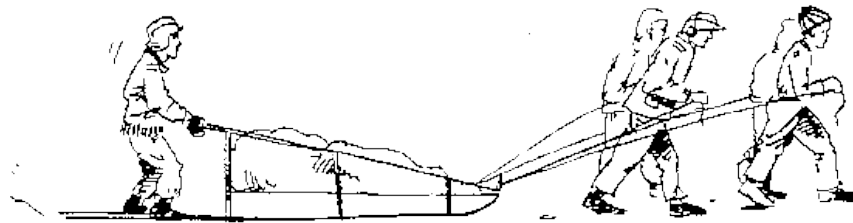
# **2017 KLONDIKE DERBY**

**Shoal Creek Living History Museum**

**at Hodge Park**

**JANUARY 21, 2017**

<http://www.hoac-bsa.org/ge-klondike-derby-2017-01-20>





## **SCHEDULE**

7:30 – 9:00	Registration and sled check in
9:00-9:15	Opening at flagpole and score sheet handout at HQ
9:15-12:00	Activities stations
12:00–1:00	Lunch! Stations closed during lunch
1:00–2:30	Activities stations
3:00-4:00	Sled races, followed by Trophy presentation and Closing Ceremony

## **On-Line Registration**

<https://www.kintera.org/AutoGen/Register/ECReg.asp?ievent=1168035&en=dwJPK6MPJcLYKqMSIbLVLcO2InKTKeM4LkLUJfO5InLWJfN2LkJSKeMYKiKYJkMeE>

## **Venue Rules**

Due to the nature of the venue, vehicles will **not** be allowed to stay in the camping area. They **MUST** be removed to the parking area immediately after unloading. Only trailers will be allowed to stay at the campsite.

No ground fires will be permitted. Any fires must be contained, off the ground.


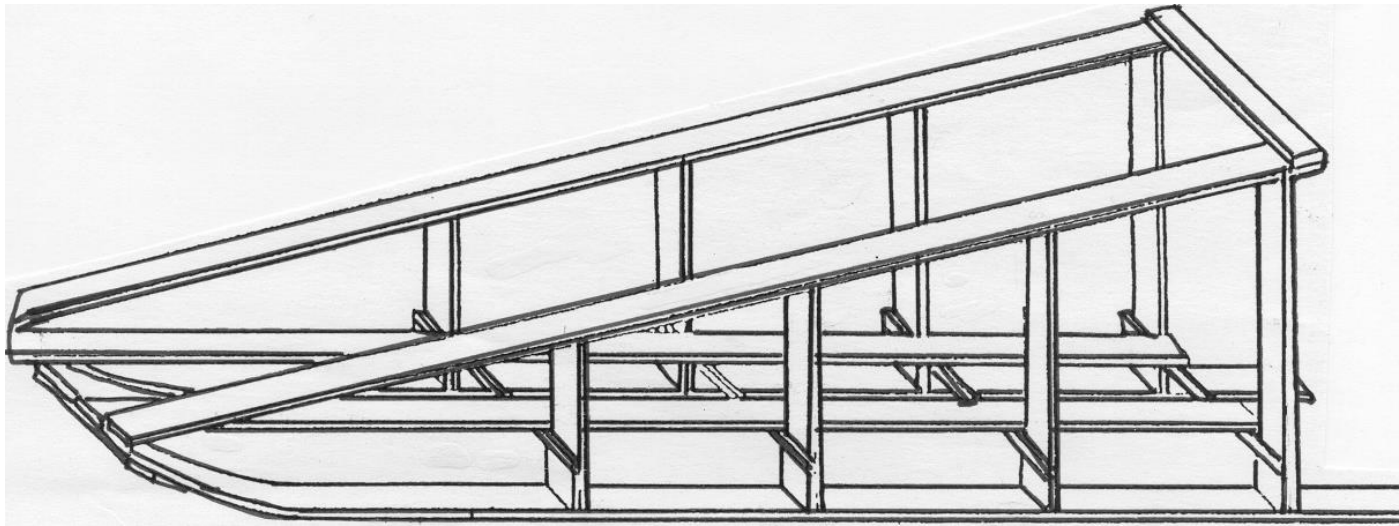
The buildings which are part of the museum are **off limits**. They will not be open during the Klondike Derby.

This area is an outdoor museum. As good stewards of our environment and guests of the museum, we will be expected to leave the area as we found it.

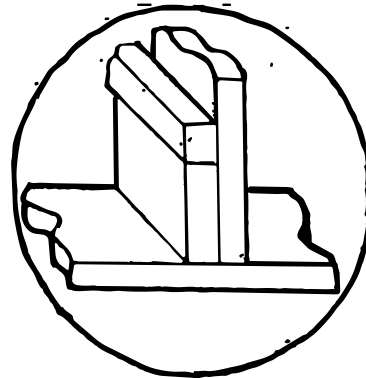
## KLONDIKE SLED PLAN

A diagram below is a *suggested* plan for your Klondike sledge. You may wish to develop your own plans, decorations, and build your sledge from native material. Most of the material can be secured at no cost from lumberyard scrap piles or from materials that may be lying around in garages of parents of boys. Keep these points in mind as you build sledges:

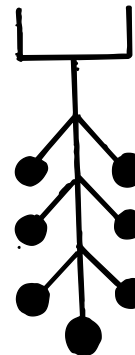
1. Sledges must be a minimum of 72 inches long.
2. Sledges must be a minimum of 24 inches wide.



1" Hole Tow Rope



Tow Rope Front



Towing Bridle

Please note that wheels will NOT be allowed on sleds. This will result in disqualification from the races and a loss of 20 points.

## SUGGESTED MATERIALS

Two pieces 4"x1"x6'6" runners

Six pieces 1"x1"x24" Cross Supports

Four pieces 1"x4"x5' Floor Slats

Eight pieces 1"x2"x6" Upright Supports

Two pieces 1"x2"x40" Rear Uprights

Two pieces 1"x2"x33" Second Rear Uprights

Two pieces 1"x2"x26" Second Front Uprights

Two pieces 1"x2"x12" Front Uprights

Two pieces 1"x2"x6'6" Hand Rails

One piece 1"x2"x24" Tow Bar

Plywood and metal can be substituted where desired.

Bolts, screws, nails as needed

